

Signify Classified - Internal  
Cooper Lighting Solutions Photometric Lab  
1121 Highway 74 South  
Peachtree City, GA 30269



Scaled data based on original data using  
LM-79-08 Approved Method: Electrical and Photometric Measurements of Solid-  
State Lighting Products

Test Report Prepared for  
Cooper Lighting Solutions  
(formerly Eaton)

Brand: INVUE

Report Number: P868601

Luminaire Tested: **EMM2-HTN-SA2A-730-U-T4W**

Issue Date: 08/22/2024



**Test Information**

Test Method: LM-79-08  
Report Number: P868601  
Test Lab: INNOVATION CENTER(G3)  
Issue Date: 08/22/2024  
Manufacturer: COOPER LIGHTING SOLUTIONS (FORMERLY EATON)  
Product Line: INVUE  
Catalog Number: EMM2-HTN-SA2A-730-U-T4W  
Description: EPIC MODERN TALL HOUSING DISCRETE LED ARRAYS 70W 70CRI 3000K  
FIXTURE w/ TYPE IV WIDE DISTRIBUTION OPTIC  
Light Source: (20) 3000K CCT, 70 CRI LEDS  
Ballast/Driver: ELECTRONIC DRIVER

**Summary**

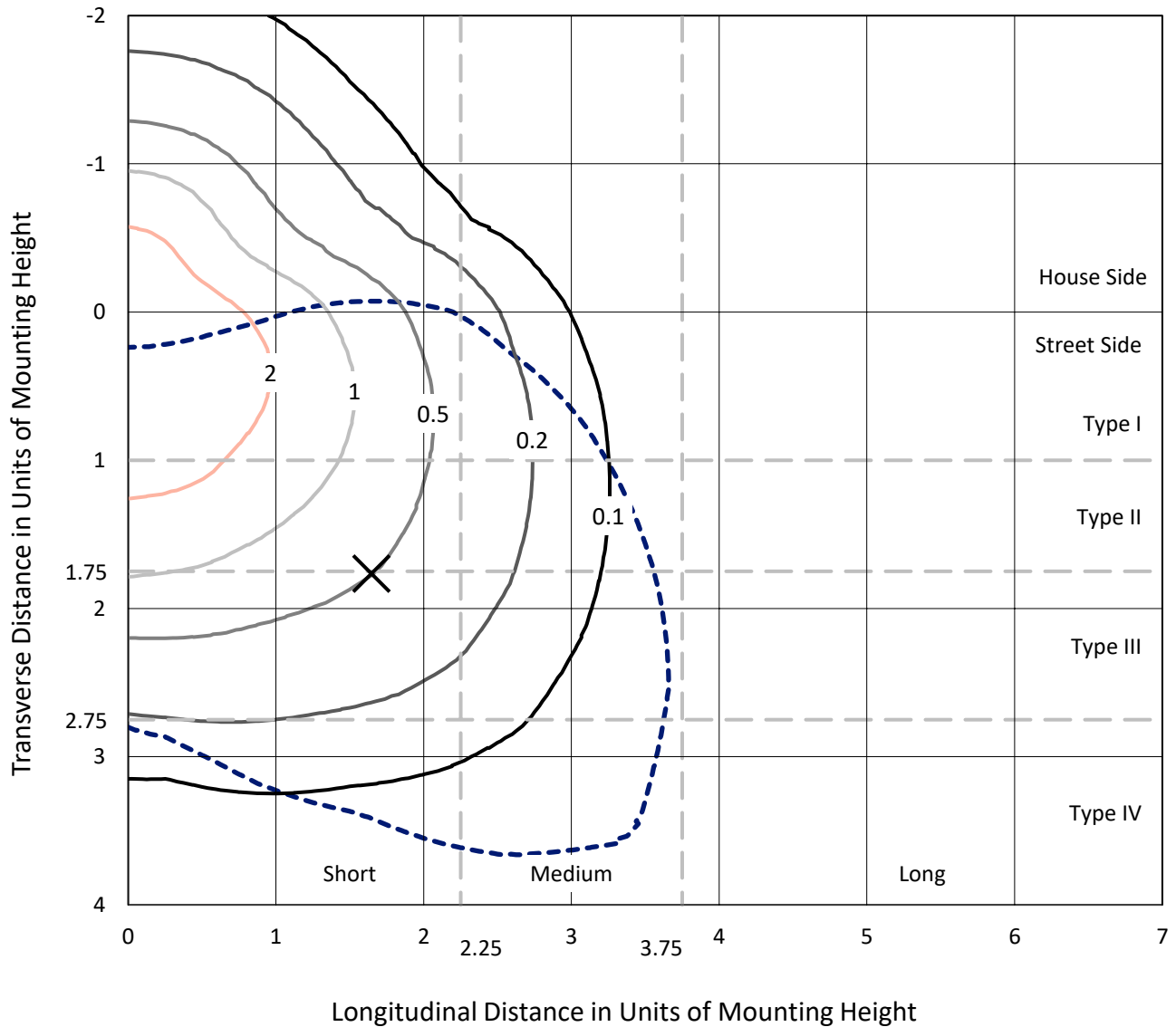
Lumens per Lamp: N/A  
Luminaire Lumens: 8680.8 lumens  
Efficiency: N/A  
Efficacy: 142.3 lumens/watt  
Luminous Opening: Rectangular (W 0.67' x L: 0.33' x H: 0')  
IES Classification: Type IV - Short  
BUG Rating: B2 - U0 - G2

Input Watts (W): 61  
Input Voltage (V): 120  
Input Current (A<sub>in</sub>): NR  
Voltage Rise (V): NR  
Power Factor: 0.99  
Total Harmonic Distortion (THDi): 9.89%  
Frequency (hertz): 60  
Stabilization Time: NR  
Operation Time: NR  
Ambient Temperature (°C): NR  
Test Distance: 24 FT

REPORT NUMBER: P868601  
 CATALOG NUMBER: EMM2-HTN-SA2A-730-U-T4W

### Iso-Footcandle Lines of Horizontal Illumination

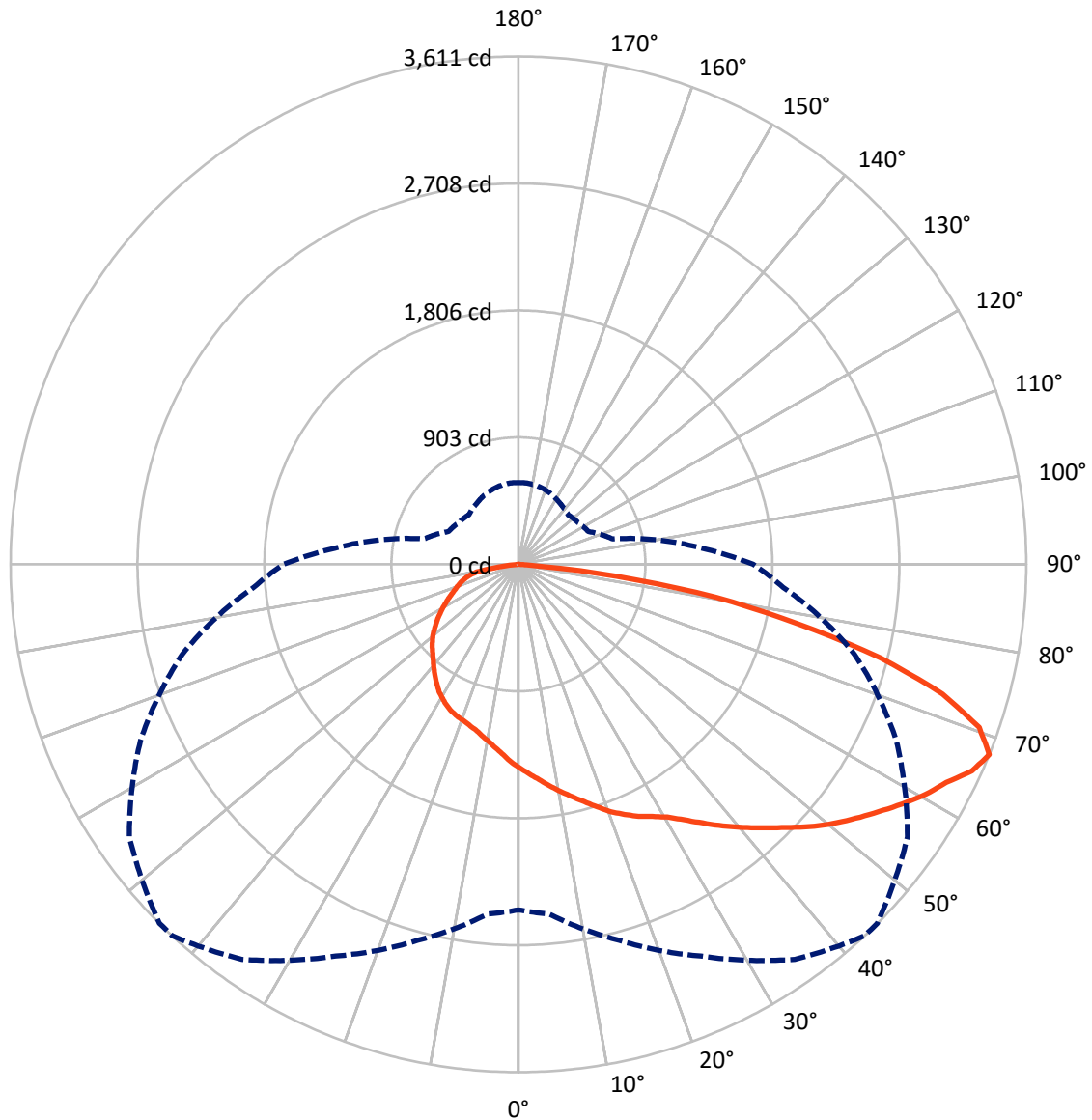
✕ Max cd  
 - - - 1/2 Max cd



Based on 20 foot mounting height. Maximum calculated value = 4.1 fc  
 Type IV - Short - N/A

REPORT NUMBER: P868601  
CATALOG NUMBER: EMM2-HTN-SA2A-730-U-T4W

### Luminous Intensity Polar Plot



— Vertical Plane Through 43-Deg Lateral    - - - Horizontal Cone Through 67.5-Deg Vertical

REPORT NUMBER: P868601

CATALOG NUMBER: EMM2-HTN-SA2A-730-U-T4W

**FLUX DISTRIBUTION:**

		Downward	Upward	Total
<b>House Side</b>	Lumens	2335.2	0.0	2335.2
	% Fixture	26.9	0.0	26.9
<b>Street Side</b>	Lumens	6345.6	0.0	6345.6
	% Fixture	73.1	0.0	73.1
<b>Total</b>	Lumens	8680.8	0.0	8680.8
	% Fixture	100.0	0.0	100.0

**ZONAL LUMENS:**

Zone	Lumens	% Fixture
0°-10°	138.7	1.6
10°-20°	423.5	4.9
20°-30°	722.6	8.3
30°-40°	1053.8	12.1
40°-50°	1415.7	16.3
50°-60°	1733.1	20.0
60°-70°	1824.0	21.0
70°-80°	1190.8	13.7
80°-90°	178.6	2.1
90°-100°	0.0	0.0
100°-110°	0.0	0.0
110°-120°	0.0	0.0
120°-130°	0.0	0.0
130°-140°	0.0	0.0
140°-150°	0.0	0.0
150°-160°	0.0	0.0
160°-170°	0.0	0.0
170°-180°	0.0	0.0
0°-90°	8680.8	100.0
0°-180°	8680.8	100.0

**Coefficient of Utilization**



REPORT NUMBER: P868601

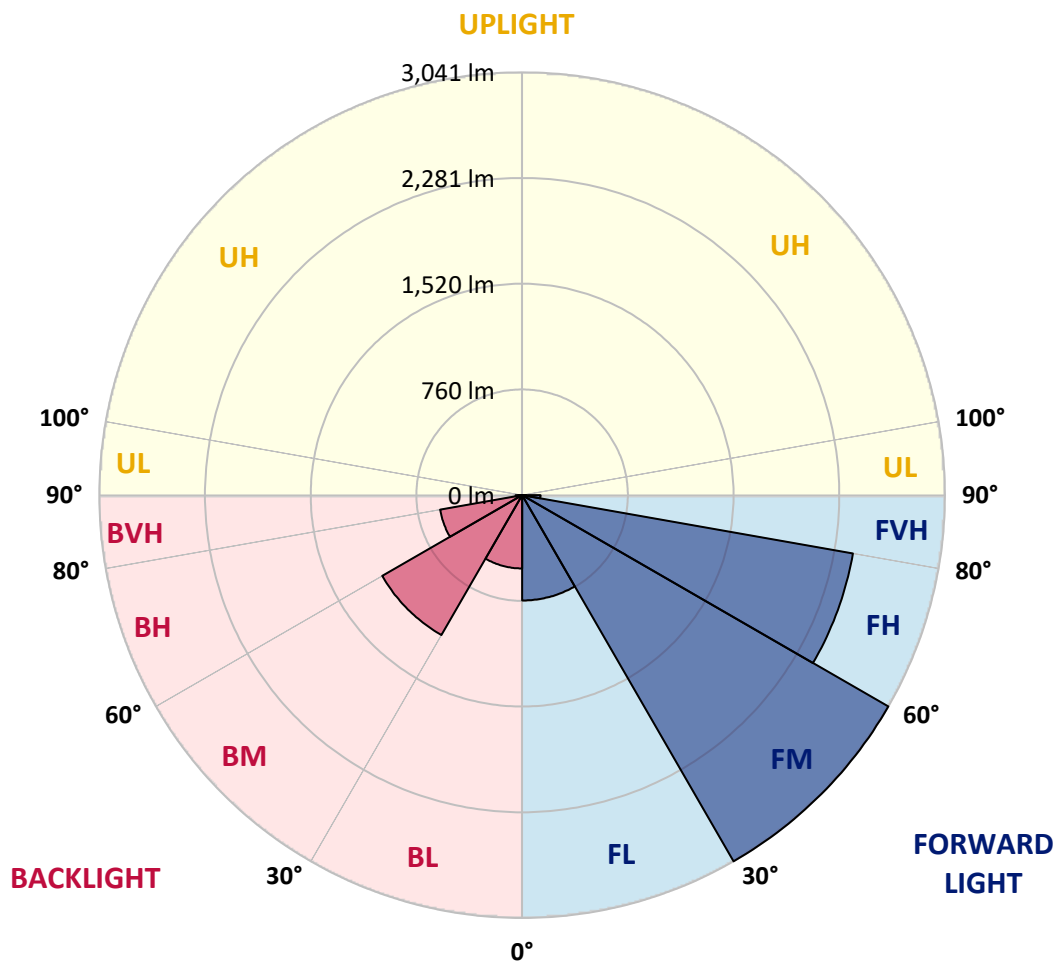
CATALOG NUMBER: EMM2-HTN-SA2A-730-U-T4W

**LUMINAIRE CLASSIFICATION SYSTEM LUMEN TABLE AND BUG RATING:**

Zone		Lumens	% Fixture	Zone Rating/Lumen Limit		
				B	U	G
FL	(0°-30°)	757.6	8.7			
FM	(30°-60°)	3040.8	35.0			
FH	(60°-80°)	2415.5	27.8			G2/5000
FVH	(80°-90°)	131.8	1.5			G2/225
BL	(0°-30°)	527.2	6.1	B2/1000		
BM	(30°-60°)	1161.9	13.4	B2/2500		
BH	(60°-80°)	599.3	6.9	B2/1000		G2/1000
BVH	(80°-90°)	46.8	0.5			G1/100
UL	(90°-100°)	0.0	0.0		U0/0	
UH	(100°-180°)	0.0	0.0		U0/0	

**BUG Rating: B2-U0-G2**

Type IV Short





REPORT NUMBER: P868601

CATALOG NUMBER: EMM2-HTN-SA2A-730-U-T4W

**CANDELA DISTRIBUTION (FULL):**

	0°	5°	15°	25°	35°	43°	45°	55°	65°	75°	85°
0°	1449.1	1449.1	1449.1	1449.1	1449.1	1449.1	1449.1	1449.1	1449.1	1449.1	1449.1
2.5°	1515.8	1514.1	1508.8	1505.3	1494.8	1493.0	1493.0	1482.5	1470.2	1463.1	1456.1
5°	1584.3	1575.6	1572.0	1565.0	1547.4	1536.9	1540.4	1521.1	1496.5	1478.9	1459.6
7.5°	1645.8	1642.3	1630.0	1621.2	1600.1	1589.6	1586.1	1556.2	1524.6	1498.3	1466.7
10°	1719.6	1710.8	1703.8	1686.2	1658.1	1642.3	1637.0	1598.4	1558.0	1522.9	1480.7
12.5°	1786.3	1775.8	1767.0	1749.4	1721.3	1695.0	1688.0	1644.1	1593.1	1545.7	1493.0
15°	1837.3	1839.0	1830.2	1814.4	1782.8	1751.2	1745.9	1688.0	1626.5	1568.5	1505.3
17.5°	1884.7	1891.7	1886.4	1875.9	1844.3	1812.7	1807.4	1742.4	1668.6	1594.9	1519.3
20°	1930.4	1930.4	1928.6	1921.6	1898.7	1877.7	1867.1	1802.1	1709.0	1623.0	1538.7
22.5°	1956.7	1963.7	1963.7	1963.7	1949.7	1932.1	1928.6	1865.4	1763.5	1658.1	1556.2
25°	1997.1	2005.9	2005.9	2002.4	1990.1	1984.8	1979.5	1919.8	1816.2	1698.5	1575.6
27.5°	2083.2	2081.4	2067.4	2049.8	2032.2	2030.5	2023.5	1981.3	1877.7	1742.4	1601.9
30°	2202.6	2206.1	2188.6	2134.1	2093.7	2084.9	2086.7	2049.8	1949.7	1793.4	1631.8
32.5°	2385.3	2385.3	2316.8	2246.5	2188.6	2165.7	2160.5	2128.8	2023.5	1849.6	1665.1
35°	2522.3	2517.0	2478.4	2395.8	2323.8	2258.8	2250.0	2207.9	2106.0	1912.8	1702.0
37.5°	2625.9	2636.5	2606.6	2543.4	2473.1	2360.7	2343.1	2283.4	2181.5	1974.3	1738.9
40°	2826.2	2799.8	2727.8	2669.8	2585.5	2460.8	2445.0	2371.2	2258.8	2042.8	1784.6
42.5°	2971.9	2935.1	2852.5	2775.2	2669.8	2560.9	2546.9	2466.1	2348.4	2120.1	1832.0
45°	3181.0	3098.4	2984.2	2915.7	2766.4	2669.8	2652.3	2564.4	2441.5	2202.6	1891.7
47.5°	3383.0	3238.9	3117.7	3086.1	2871.8	2787.5	2773.5	2671.6	2541.6	2292.2	1949.7
50°	3356.6	3261.8	3221.4	3191.5	2963.2	2898.2	2884.1	2780.5	2643.5	2387.0	2007.6
52.5°	3289.9	3298.6	3300.4	3228.4	3049.2	3001.8	2987.8	2898.2	2748.9	2469.6	2063.8
55°	3360.1	3370.7	3368.9	3260.0	3149.3	3105.4	3096.7	3017.6	2850.7	2546.9	2104.2
57.5°	3467.3	3432.1	3426.9	3339.0	3256.5	3216.1	3205.6	3137.1	2936.8	2603.1	2135.9
60°	3486.6	3416.3	3439.2	3356.6	3337.3	3325.0	3321.5	3240.7	3017.6	2648.8	2148.2
62.5°	3270.5	3258.2	3347.8	3314.5	3379.4	3414.6	3416.3	3314.5	3061.5	2666.3	2135.9
65°	2901.7	2950.9	3144.1	3240.7	3442.7	3542.8	3539.3	3358.4	3056.3	2615.4	2060.3
67.5°	2457.3	2495.9	2768.2	3073.8	3428.6	3611.3	3609.5	3377.7	2964.9	2474.9	1890.0
70°	1863.6	1984.8	2371.2	2773.5	3238.9	3476.0	3505.9	3268.8	2755.9	2218.4	1631.8
72.5°	1417.5	1436.8	1904.0	2325.6	2899.9	3154.6	3149.3	2921.0	2406.4	1868.9	1359.5
75°	1006.5	1048.6	1433.3	1802.1	2376.5	2659.3	2647.0	2395.8	1919.8	1454.4	1039.8
77.5°	750.0	765.8	1048.6	1336.7	1777.5	2032.2	2027.0	1770.5	1412.2	1067.9	774.6
80°	548.0	574.4	755.3	932.7	1204.9	1424.5	1417.5	1175.1	906.3	746.5	565.6
82.5°	307.4	326.7	439.1	563.8	635.8	704.3	674.5	563.8	412.8	321.4	277.5
85°	8.8	10.5	15.8	19.3	33.4	56.2	61.5	54.5	65.0	40.4	43.9
87.5°	3.5	3.5	3.5	3.5	3.5	5.3	5.3	5.3	5.3	5.3	5.3
90°	0.0	0.0	0.0	0.0	0.0	0.0	0.0	0.0	0.0	0.0	0.0



REPORT NUMBER: P868601

CATALOG NUMBER: EMM2-HTN-SA2A-730-U-T4W

**CANDELA DISTRIBUTION (continued):**

	90°	95°	105°	115°	125°	135°	145°	155°	165°	175°	180°
0°	1449.1	1449.1	1449.1	1449.1	1449.1	1449.1	1449.1	1449.1	1449.1	1449.1	1449.1
2.5°	1452.6	1445.6	1431.5	1422.7	1417.5	1410.4	1399.9	1392.9	1387.6	1394.6	1392.9
5°	1450.8	1436.8	1412.2	1394.6	1377.1	1363.0	1347.2	1334.9	1327.9	1331.4	1329.6
7.5°	1450.8	1433.3	1394.6	1366.5	1340.2	1319.1	1301.5	1285.7	1278.7	1280.5	1278.7
10°	1457.9	1433.3	1382.3	1341.9	1306.8	1282.2	1262.9	1248.8	1243.6	1248.8	1250.6
12.5°	1464.9	1433.3	1371.8	1320.9	1275.2	1248.8	1231.3	1222.5	1226.0	1227.8	1229.5
15°	1468.4	1431.5	1361.3	1296.3	1245.3	1217.2	1206.7	1204.9	1213.7	1222.5	1224.3
17.5°	1477.2	1429.8	1345.5	1271.7	1219.0	1196.2	1190.9	1197.9	1215.5	1227.8	1231.3
20°	1487.7	1433.3	1327.9	1241.8	1192.6	1175.1	1183.9	1199.7	1220.7	1238.3	1241.8
22.5°	1498.3	1435.0	1312.1	1215.5	1164.5	1161.0	1180.3	1203.2	1227.8	1245.3	1248.8
25°	1510.6	1435.0	1291.0	1182.1	1136.4	1141.7	1171.6	1201.4	1224.3	1247.1	1250.6
27.5°	1522.9	1438.5	1268.2	1145.2	1101.3	1117.1	1154.0	1190.9	1215.5	1238.3	1243.6
30°	1543.9	1445.6	1248.8	1113.6	1066.2	1087.3	1131.2	1173.3	1199.7	1224.3	1229.5
32.5°	1565.0	1456.1	1233.0	1080.2	1031.0	1055.6	1104.8	1152.2	1180.3	1203.2	1206.7
35°	1593.1	1470.2	1220.7	1046.9	995.9	1015.2	1067.9	1120.6	1152.2	1169.8	1178.6
37.5°	1623.0	1489.5	1210.2	1017.0	957.3	974.8	1031.0	1087.3	1120.6	1138.2	1141.7
40°	1659.9	1515.8	1203.2	988.9	920.4	934.4	990.6	1052.1	1083.7	1096.0	1103.1
42.5°	1700.3	1543.9	1197.9	960.8	880.0	894.0	953.8	1013.5	1045.1	1055.6	1060.9
45°	1751.2	1580.8	1194.4	930.9	846.6	858.9	918.6	978.4	1004.7	1018.8	1024.0
47.5°	1798.6	1617.7	1183.9	895.8	809.7	827.3	881.7	934.4	964.3	973.1	978.4
50°	1846.0	1649.3	1162.8	857.2	776.4	792.2	841.3	880.0	902.8	913.4	916.9
52.5°	1891.7	1672.2	1129.4	816.8	741.2	751.8	792.2	829.1	844.9	848.4	858.9
55°	1921.6	1684.5	1082.0	769.3	706.1	709.6	739.5	772.8	781.6	783.4	783.4
57.5°	1942.7	1677.4	1025.8	721.9	671.0	671.0	688.5	714.9	718.4	720.2	723.7
60°	1946.2	1652.8	953.8	678.0	632.3	627.1	644.6	660.4	662.2	665.7	669.2
62.5°	1919.8	1598.4	876.5	635.8	595.4	583.1	599.0	614.8	623.5	628.8	632.3
65°	1839.0	1487.7	788.7	593.7	560.3	539.2	558.6	584.9	602.5	604.2	604.2
67.5°	1670.4	1308.6	695.6	549.8	518.2	498.8	523.4	551.5	572.6	581.4	579.6
70°	1415.7	1110.1	609.5	504.1	476.0	463.7	490.1	521.7	539.2	546.3	549.8
72.5°	1139.9	888.8	534.0	458.4	439.1	432.1	458.4	490.1	514.6	525.2	526.9
75°	887.0	699.1	470.7	411.0	395.2	397.0	425.1	456.7	483.0	488.3	472.5
77.5°	688.5	556.8	411.0	354.8	346.0	358.3	386.4	419.8	435.6	440.9	430.3
80°	497.1	426.8	332.0	279.3	279.3	298.6	323.2	361.8	367.1	360.1	363.6
82.5°	235.4	207.3	163.4	135.2	126.5	140.5	149.3	161.6	175.6	179.2	170.4
85°	31.6	21.1	15.8	17.6	15.8	10.5	7.0	7.0	7.0	5.3	5.3
87.5°	5.3	5.3	3.5	3.5	3.5	3.5	3.5	3.5	1.8	1.8	1.8
90°	0.0	0.0	0.0	0.0	0.0	0.0	0.0	0.0	0.0	0.0	0.0



LM-79-2019: Approved Method: Electrical and Photometric Measurements of Solid-  
State Lighting Products

Report Prepared for

Cooper Lighting Solutions

Streetworks

Report Number: SP1-2407-157-4

Test Date: 08/07/2024

Luminaire Tested: MEM2-HTN-SA-40-730-U-5WQ-2

Data in this report applies to families of products including MEM2-HTN-SA-40-730-U-5WQ-2

**Test Information**

Test Method: LM-79-2019  
 Report Number: SP1-2407-157-4  
 Test Lab: COOPER LIGHTING SOLUTIONS  
 Photometer: SP1 - 76IN SPHERE  
 Measurement Geometry: 4π  
 Issue Date: 08/20/2024  
 Manufacturer: COOPER LIGHTING SOLUTIONS  
 Product Line: Streetworks  
 Catalog Number: **MEM2-HTN-SA-40-730-U-5WQ-2**  
 Description: Epic Modern Light Square 40W 5WQ Optic and Flare Trim

**Spectral Parameters**

CCT (K): 3057  
 CIE u': 0.2487  
 CIE v': 0.5199  
 Duv: -0.0002  
 CIE x: 0.4326  
 CIE y: 0.4020  
 CIE z: 0.1654  
 Peak Wavelength (nm): 593  
 Dominant Wavelength (nm): 582  
 Purity: 50.50735  
 Rf: 74.6  
 Rg: 94

CRI (Ra):	71.7		
R1:	68.1	R9:	-34.8
R2:	82.0	R10:	58.5
R3:	93.5	R11:	62.5
R4:	67.5	R12:	47.5
R5:	67.2	R13:	70.7
R6:	74.9	R14:	96.4
R7:	77.4	R15:	60.0
R8:	43.1		



**Test Conditions**

Stabilization Time: 21M  
 Operation Time: 1H 21M  
 Sphere Temperature (°C): 24.2

REPORT NUMBER: SP1-2407-157-4

Measurement and Test Equipment			
Instrument	Identification Number	Calibration Date	Calibration Due Date
Photometer	IN0058	6/18/2024	12/18/2024
Power Meter	INXT2011004	2/8/2024	2/8/2025
AC Power Source	IN0063	10/24/2023	10/24/2024
DC Power Source	IN0208	10/24/2023	10/24/2024
Sphere Thermometer	IN0085	10/24/2023	10/24/2024
Room Thermometer	IN0046	10/24/2023	10/24/2024

REPORT NUMBER: SP1-2407-157-4

CIE 1931 Chromaticity Diagram



CIE 1931 Chromaticity Diagram with 2017 ANSI 7-Step and 4-Step Quadrangles



Point lies inside the ANSI 3000K 4-step quadrangle

REPORT NUMBER: SP1-2407-157-4

**Photopic Flux vs. Wavelength**



**Photopic Lumens: NR**

$\lambda$ (nm)	Power W <sup>^</sup> /nm	Lumens ( $\phi$ /nm)	$\lambda$ (nm)	Power W <sup>^</sup> /nm	Lumens ( $\phi$ /nm)	$\lambda$ (nm)	Power W <sup>^</sup> /nm	Lumens ( $\phi$ /nm)	$\lambda$ (nm)	Power W <sup>^</sup> /nm	Lumens ( $\phi$ /nm)	$\lambda$ (nm)	Power W <sup>^</sup> /nm	Lumens ( $\phi$ /nm)
360	0	NR	490	104	NR	620	818	NR	750	20	NR	880	1	NR
365	0	NR	495	135	NR	625	755	NR	755	17	NR	885	0	NR
370	0	NR	500	184	NR	630	691	NR	760	15	NR	890	0	NR
375	0	NR	505	247	NR	635	625	NR	765	13	NR	895	0	NR
380	0	NR	510	309	NR	640	561	NR	770	11	NR	900	0	NR
385	0	NR	515	369	NR	645	499	NR	775	9	NR	905	0	NR
390	0	NR	520	419	NR	650	441	NR	780	8	NR	910	0	NR
395	0	NR	525	460	NR	655	388	NR	785	7	NR	915	0	NR
400	1	NR	530	492	NR	660	338	NR	790	6	NR	920	0	NR
405	3	NR	535	524	NR	665	294	NR	795	5	NR	925	0	NR
410	7	NR	540	553	NR	670	253	NR	800	4	NR	930	0	NR
415	15	NR	545	588	NR	675	218	NR	805	4	NR	935	0	NR
420	31	NR	550	625	NR	680	188	NR	810	3	NR	940	0	NR
425	60	NR	555	670	NR	685	161	NR	815	3	NR	945	0	NR
430	107	NR	560	723	NR	690	139	NR	820	3	NR	950	0	NR
435	183	NR	565	780	NR	695	118	NR	825	2	NR	955	0	NR
440	289	NR	570	837	NR	700	100	NR	830	2	NR	960	0	NR
445	460	NR	575	894	NR	705	85	NR	835	2	NR	965	0	NR
450	646	NR	580	942	NR	710	73	NR	840	1	NR	970	0	NR
455	561	NR	585	976	NR	715	62	NR	845	1	NR	975	0	NR
460	331	NR	590	998	NR	720	53	NR	850	1	NR	980	0	NR
465	238	NR	595	1000	NR	725	45	NR	855	1	NR	985	0	NR
470	178	NR	600	990	NR	730	39	NR	860	1	NR	990	0	NR
475	120	NR	605	962	NR	735	33	NR	865	1	NR	995	0	NR
480	96	NR	610	925	NR	740	28	NR	870	1	NR	1000	0	NR
485	95	NR	615	873	NR	745	24	NR	875	1	NR			

REPORT NUMBER: SP1-2407-157-4

**Scotopic Flux vs. Wavelength**



**Scotopic Lumens: NR**

**S/P: 1.23**

$\lambda$ (nm)	Power W <sup>^</sup> /nm	Lumens ( $\phi$ /nm)	$\lambda$ (nm)	Power W <sup>^</sup> /nm	Lumens ( $\phi$ /nm)	$\lambda$ (nm)	Power W <sup>^</sup> /nm	Lumens ( $\phi$ /nm)	$\lambda$ (nm)	Power W <sup>^</sup> /nm	Lumens ( $\phi$ /nm)	$\lambda$ (nm)	Power W <sup>^</sup> /nm	Lumens ( $\phi$ /nm)
360	0	NR	490	104	NR	620	818	NR	750	20	NR	880	1	NR
365	0	NR	495	135	NR	625	755	NR	755	17	NR	885	0	NR
370	0	NR	500	184	NR	630	691	NR	760	15	NR	890	0	NR
375	0	NR	505	247	NR	635	625	NR	765	13	NR	895	0	NR
380	0	NR	510	309	NR	640	561	NR	770	11	NR	900	0	NR
385	0	NR	515	369	NR	645	499	NR	775	9	NR	905	0	NR
390	0	NR	520	419	NR	650	441	NR	780	8	NR	910	0	NR
395	0	NR	525	460	NR	655	388	NR	785	7	NR	915	0	NR
400	1	NR	530	492	NR	660	338	NR	790	6	NR	920	0	NR
405	3	NR	535	524	NR	665	294	NR	795	5	NR	925	0	NR
410	7	NR	540	553	NR	670	253	NR	800	4	NR	930	0	NR
415	15	NR	545	588	NR	675	218	NR	805	4	NR	935	0	NR
420	31	NR	550	625	NR	680	188	NR	810	3	NR	940	0	NR
425	60	NR	555	670	NR	685	161	NR	815	3	NR	945	0	NR
430	107	NR	560	723	NR	690	139	NR	820	3	NR	950	0	NR
435	183	NR	565	780	NR	695	118	NR	825	2	NR	955	0	NR
440	289	NR	570	837	NR	700	100	NR	830	2	NR	960	0	NR
445	460	NR	575	894	NR	705	85	NR	835	2	NR	965	0	NR
450	646	NR	580	942	NR	710	73	NR	840	1	NR	970	0	NR
455	561	NR	585	976	NR	715	62	NR	845	1	NR	975	0	NR
460	331	NR	590	998	NR	720	53	NR	850	1	NR	980	0	NR
465	238	NR	595	1000	NR	725	45	NR	855	1	NR	985	0	NR
470	178	NR	600	990	NR	730	39	NR	860	1	NR	990	0	NR
475	120	NR	605	962	NR	735	33	NR	865	1	NR	995	0	NR
480	96	NR	610	925	NR	740	28	NR	870	1	NR	1000	0	NR
485	95	NR	615	873	NR	745	24	NR	875	1	NR			

REPORT NUMBER: SP1-2407-157-4

**Melanopic Flux vs. Wavelength**



**Melanopic Lumens: NR**

**M/P: 2.27**

λ (nm)	Power W <sup>^</sup> /nm	Lumens (φ/nm)	λ (nm)	Power W <sup>^</sup> /nm	Lumens (φ/nm)	λ (nm)	Power W <sup>^</sup> /nm	Lumens (φ/nm)	λ (nm)	Power W <sup>^</sup> /nm	Lumens (φ/nm)	λ (nm)	Power W <sup>^</sup> /nm	Lumens (φ/nm)
360	0	NR	490	104	NR	620	818	NR	750	20	NR	880	1	NR
365	0	NR	495	135	NR	625	755	NR	755	17	NR	885	0	NR
370	0	NR	500	184	NR	630	691	NR	760	15	NR	890	0	NR
375	0	NR	505	247	NR	635	625	NR	765	13	NR	895	0	NR
380	0	NR	510	309	NR	640	561	NR	770	11	NR	900	0	NR
385	0	NR	515	369	NR	645	499	NR	775	9	NR	905	0	NR
390	0	NR	520	419	NR	650	441	NR	780	8	NR	910	0	NR
395	0	NR	525	460	NR	655	388	NR	785	7	NR	915	0	NR
400	1	NR	530	492	NR	660	338	NR	790	6	NR	920	0	NR
405	3	NR	535	524	NR	665	294	NR	795	5	NR	925	0	NR
410	7	NR	540	553	NR	670	253	NR	800	4	NR	930	0	NR
415	15	NR	545	588	NR	675	218	NR	805	4	NR	935	0	NR
420	31	NR	550	625	NR	680	188	NR	810	3	NR	940	0	NR
425	60	NR	555	670	NR	685	161	NR	815	3	NR	945	0	NR
430	107	NR	560	723	NR	690	139	NR	820	3	NR	950	0	NR
435	183	NR	565	780	NR	695	118	NR	825	2	NR	955	0	NR
440	289	NR	570	837	NR	700	100	NR	830	2	NR	960	0	NR
445	460	NR	575	894	NR	705	85	NR	835	2	NR	965	0	NR
450	646	NR	580	942	NR	710	73	NR	840	1	NR	970	0	NR
455	561	NR	585	976	NR	715	62	NR	845	1	NR	975	0	NR
460	331	NR	590	998	NR	720	53	NR	850	1	NR	980	0	NR
465	238	NR	595	1000	NR	725	45	NR	855	1	NR	985	0	NR
470	178	NR	600	990	NR	730	39	NR	860	1	NR	990	0	NR
475	120	NR	605	962	NR	735	33	NR	865	1	NR	995	0	NR
480	96	NR	610	925	NR	740	28	NR	870	1	NR	1000	0	NR
485	95	NR	615	873	NR	745	24	NR	875	1	NR			

**Summary**

$R_f = 74.6$   
 $R_g = 94$   
 $CIE R_a = 71.7$   
 $R_9 = -34.8$



**Color Vector Graphics**





**Individual Sample Fidelity Index ( $R_{f,i}$ )**

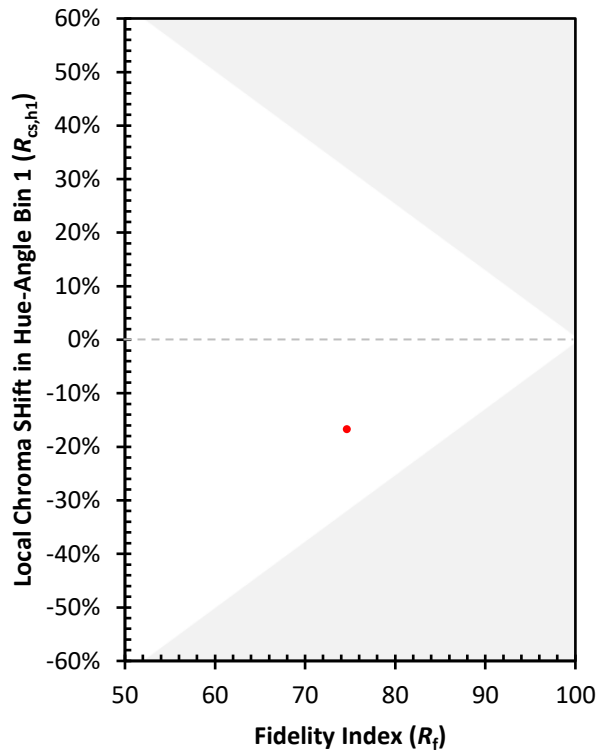
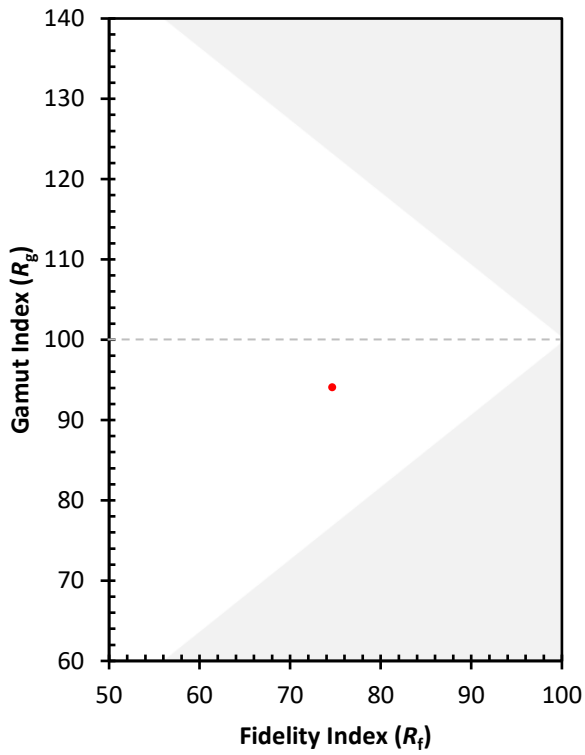
CES01 = 86	CES26 = 65	CES51 = 87	CES76 = 58
CES02 = 62	CES27 = 89	CES52 = 85	CES77 = 76
CES03 = 31	CES28 = 84	CES53 = 77	CES78 = 61
CES04 = 71	CES29 = 68	CES54 = 85	CES79 = 86
CES05 = 49	CES30 = 83	CES55 = 84	CES80 = 83
CES06 = 51	CES31 = 71	CES56 = 74	CES81 = 73
CES07 = 41	CES32 = 64	CES57 = 74	CES82 = 93
CES08 = 40	CES33 = 78	CES58 = 75	CES83 = 91
CES09 = 29	CES34 = 75	CES59 = 85	CES84 = 88
CES10 = 76	CES35 = 87	CES60 = 90	CES85 = 75
CES11 = 59	CES36 = 92	CES61 = 81	CES86 = 64
CES12 = 65	CES37 = 84	CES62 = 89	CES87 = 77
CES13 = 43	CES38 = 92	CES63 = 75	CES88 = 80
CES14 = 74	CES39 = 96	CES64 = 65	CES89 = 67
CES15 = 71	CES40 = 92	CES65 = 64	CES90 = 80
CES16 = 47	CES41 = 93	CES66 = 60	CES91 = 78
CES17 = 50	CES42 = 86	CES67 = 58	CES92 = 56
CES18 = 56	CES43 = 77	CES68 = 66	CES93 = 73
CES19 = 73	CES44 = 99	CES69 = 75	CES94 = 49
CES20 = 66	CES45 = 85	CES70 = 60	CES95 = 66
CES21 = 87	CES46 = 81	CES71 = 56	CES96 = 76
CES22 = 79	CES47 = 86	CES72 = 85	CES97 = 82
CES23 = 92	CES48 = 75	CES73 = 52	CES98 = 76
CES24 = 91	CES49 = 79	CES74 = 95	CES99 = 64
CES25 = 73	CES50 = 86	CES75 = 60	



Color Rendition by Hue-Angle Bin



Measure Comparisons



(END OF REPORT)